




# SKILL



Wall mounted



Bollard



reddot award 2015  
winner

Skill square 270mm



[www.simes.it/skill](http://www.simes.it/skill)



## SKILL

lighting for surface or flush wall mounting

Die-cast EN AB-47100 aluminium (low copper content) housing with high corrosion resistance.

Toughened glass diffuser.

Stainless steel screws.

MINISKILL is supplied with a pre-wired 1m H05RN-F cable.

SKILL is supplied with single cable entry.

Silicone gaskets.

**Double powdered paint** in 3 step process:

- \_ surface treatment containing ceramic nano particles (Bonderite);
- \_ epoxy primer paint;
- \_ polyester powder paint with high resistance against UV rays and harsh weather conditions.

### Protection class

IP65

### Isolation class

CLASS III ⚡ MINISKILL 24V c.c.

CLASS I ⚡ SKILL

### Mechanical resistance of glass

IK 08



### Luminaires supplied with LED circuit.

This luminaire contains built-in LED modules with energy class:



The LED modules cannot be changed in the luminaire (Regulation UE 874/2012).

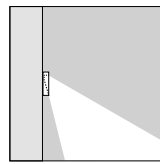
### Colours:

- White (code 01)
- Aluminium grey (code 14)

*For updated data, see technical sheets and installation instructions available on our website ([www.simes.com](http://www.simes.com)).*



MINISKILL ROUND

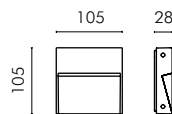
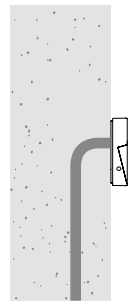


**S.6270W**

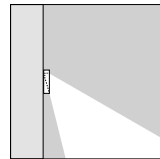


With leds white 3000K CRI90 504lm  
 Rated luminaire luminous flux 167lm  
 Rated input power 6W **24V**

Requires remote power supply 240V/24V DC  
 (type S.3402 or S.3407)



MINISKILL SQUARE



**S.6250W**

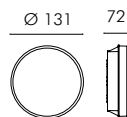


With leds white 3000K CRI90 504lm  
 Rated luminaire luminous flux 171lm  
 Rated input power 6W **24V**

Requires remote power supply 240V/24V DC  
 (type S.3402 or S.3407)

RECESSING BOX ACCESSORIES FOR FLUSH INSTALLATION

Miniskill becomes a wall recessed fitting totally flush with the wall by using the recessing box and the fixing kit.



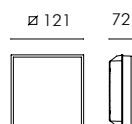
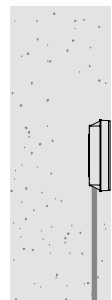
**S.6279**

**RECESSED BOX** for MINISKILL ROUND  
 (suitable for fair faced concrete applications)



**S.6246**

**FIXING KIT** for installation  
 in the recessing box.  
 Extractor tools included.



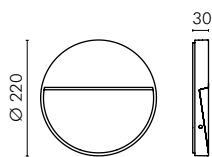
**S.6258**

**RECESSED BOX** for MINISKILL SQUARE  
 (suitable for fair faced concrete applications)

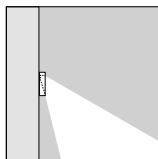


**S.6246**

**FIXING KIT** for installation  
 in the recessing box.  
 Extractor tools included.



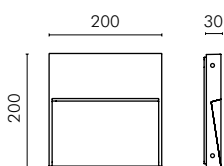
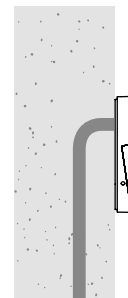
SKILL ROUND



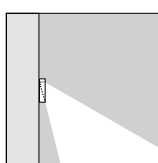
**S.6280W**



With leds white 3000K CRI90 1008lm  
 Rated luminaire luminous flux 416lm  
 Rated input power 12,5W 240V



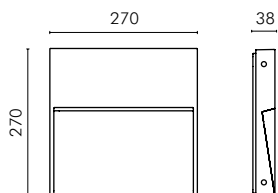
SKILL SQUARE



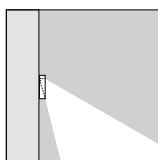
**S.6260W**



With leds white 3000K CRI90 1008lm  
 Rated luminaire luminous flux 417lm  
 Rated input power 12,5W 240V



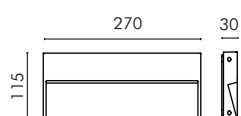
SKILL SQUARE 270mm



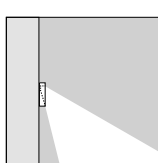
**S.6255W**



With leds white 3000K CRI90 2016lm  
 Rated luminaire luminous flux 901lm  
 Rated input power 24W 240V



SKILL RECTANGULAR

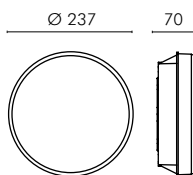


**S.6240W**



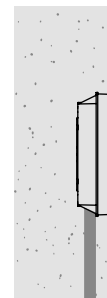
With leds white 3000K CRI90 1153lm  
 Rated luminaire luminous flux 402lm  
 Rated input power 13,5W 240V

Skill becomes a wall recessed fitting totally flush with the wall by using the recessing box and the fixing kit.



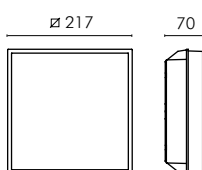
### S.6289

**RECESSED BOX** for flush installation of SKILL ROUND (also suitable for fair faced concrete applications)



### S.6249

**FIXING KIT** for installation in the recessing box. Extractor tools included.



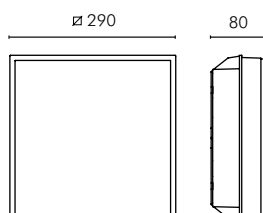
### S.6269

**RECESSED BOX** for flush installation of SKILL SQUARE (also suitable for fair faced concrete applications)



### S.6249

**FIXING KIT** for installation in the recessing box. Extractor tools included.



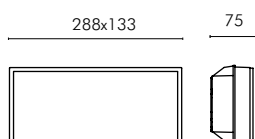
### S.6259

**RECESSED BOX** for flush installation of SKILL SQUARE 270mm (also suitable for fair faced concrete applications)



### S.6249

**FIXING KIT** for installation in the recessing box. Extractor tools included.



### S.6248

**RECESSED BOX** for flush installation of SKILL RECTANGULAR (also suitable for fair faced concrete applications)



### S.6249

**FIXING KIT** for installation in the recessing box. Extractor tools included.





## SKILL BOLLARD

Die-cast EN AB-47100 aluminium (low copper content) housing with high corrosion resistance.  
Toughened glass diffuser.  
Stainless steel screws.  
Supplied with single cable entry with PG.  
Silicone gaskets.

**Double powdered paint** in 3 step process:

- \_ surface treatment containing ceramic nano particles (Bonderite);
- \_ epoxy primer paint;
- \_ polyester powder paint with high resistance against UV rays and harsh weather conditions.

### Colours:

- Aluminium grey (code 14)

### Protection class

IP65

### Isolation class

CLASS II 

### Mechanical resistance of glass

IK 06

### Luminaires supplied with LED circuit.

**This luminaire contains built-in LED modules with energy class:**



**The LED modules cannot be changed in the luminaire (Regulation UE 874/2012).**

*For updated data, see technical sheets and installation instructions available on our website.*

## Accessories



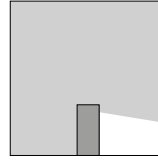
### S.6359

#### FLANGE FOR SKILL BOLLARD

Steel flange with stainless steel screws (to be buried in concrete).



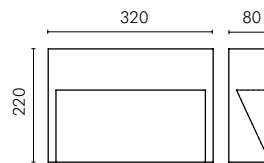
## SKILL BOLLARD SINGLE EMISSION



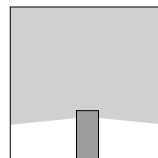
### S.6350W



With leds white 3000K CRI90 1650lm  
 Rated luminaire luminous flux 304lm  
 Rated input power 18W 240V



## SKILL BOLLARD DOUBLE EMISSION



### S.6360W



With leds white 3000K CRI90 3300lm  
 Rated luminaire luminous flux 754lm  
 Rated input power 35W 240V

