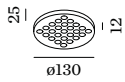




## 1.3

LED 8W | 220-240VAC | 50-60Hz  
PCB 3-step | incl. power supply

CE 0.47kg ⊕ 960° IP20 ⚡0,3



3000K | >85CRI | 783lm

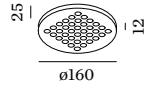


**136173W4**

## 1.6

LED 9W | 220-240VAC | 50-60Hz  
PCB 3-step | incl. power supply

CE 0.52kg ⊕ 960° IP20 ⚡0,3



3000K | >85CRI | 977lm

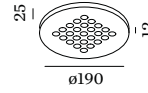


**136273W4**

## 1.9

LED 8W | 220-240VAC | 50-60Hz  
PCB 3-step | incl. power supply

CE 0.63kg ⊕ 960° IP20 ⚡0,3



3000K | >85CRI | 783lm

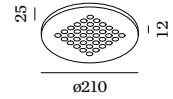


**136373W4**

## 2.1

LED 12W | 220-240VAC | 50-60Hz  
PCB 3-step | incl. power supply

CE 0.74kg ⊕ 960° IP20 ⚡0,3



3000K | >85CRI | 1284lm



**136473W4**



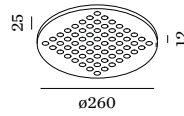


# CORY

## 2.6

LED 16W | 220-240VAC | 50-60Hz  
PCB 3-step | incl. PS | phase-cut dim

CE 0.99kg ⊕ 960° IP20  $\approx 0,3$



3000K | >85CRI | 1820lm

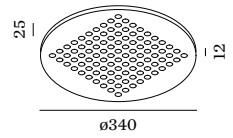


**136574W4**

## 3.4

LED 20W | 220-240VAC | 50-60Hz  
PCB 3-step | incl. PS | phase-cut dim

CE 1.46kg ⊕ 960° IP20  $\approx 0,3$



3000K | >85CRI | 2371lm



**136674W4**

